

PowerSchool

PowerSchool is one of the main tools provided to parents. It allows parents to submit forms, pay fees, view report cards and other school documents, and more.

When a parent first submitted a registration form for a student it would've been submitted through our online registration system. Upon being accepted into the school, the parent may have had a PowerSchool account created for them. Only one account can be created for each email address, but that account can be attached to multiple children.

***Note: If you don't currently have a PowerSchool account, or don't know whether you do or not, you can contact the school office for one of your children and request that one be created for you.**

Logging in

To log into PowerSchool visit the website <https://eics.powerschool.com>.

If you have forgotten your username or password, there is a link available at the bottom of the screen to reset it by providing the correct email address.

Student and Parent Sign In

Sign In Create Account

Username

Password

[Forgot Username or Password?](#)

Sign In

Note: when requesting a password reset, please ensure you are using the correct username and email address. If they don't match the information on file, you won't receive a password reset link. You may also need to check your spam filter in case the email is intercepted there.

Forgot Password?

Forgot Username?

Parents, to recover your password or if you have been provided a username and are setting your password for the first time, provide the information below. Students need to contact the school directly.








Parent Username

Parent Email Address

Enter

Viewing Grades, Attendance, and Report Cards

▼ **Grades and Attendance**

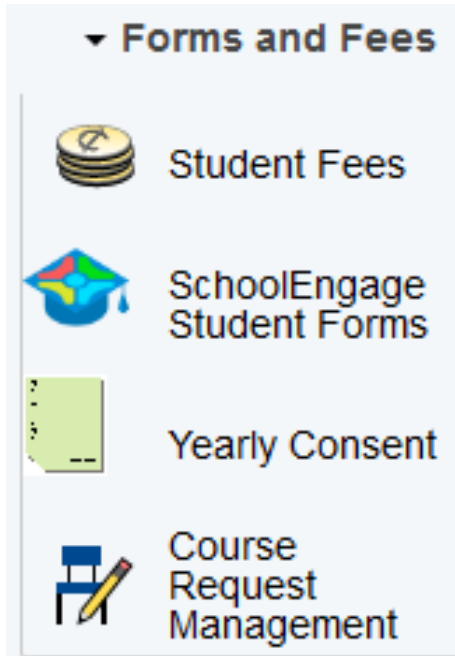
-  My Schedule
-  Grades and Attendance
-  Online Report Cards
-  Grade History
-  Attendance History
-  Teacher Comments
-  Safe Arrival

The PowerSchool Portal provides multiple functions under the “Grades and Attendance” area on the left.

- 1) Report Cards, when available, can be accessed using the “Online Report Cards” option
- 2) Student absences can be submitted using the “Safe Arrival” option
- 3) Attendance History can be accessed using the “Attendance History” option
- 4) For students in grades 7 and up, a real-time view of current grades is available through the “Grades and Attendance” option.

Note: This feature is not currently available for students in grades K-6.

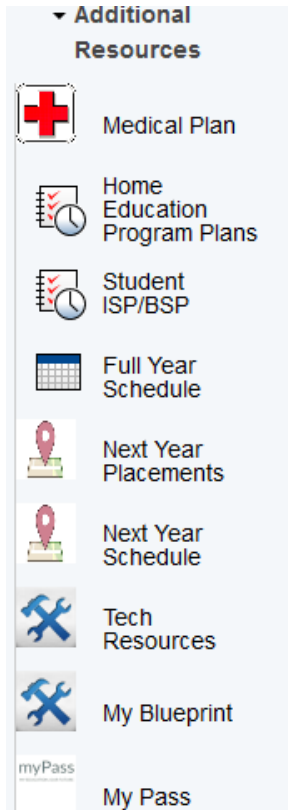
Forms and Fees



The Forms and Fees area offers several key capabilities:

- 1) Fees can be paid by clicking “Student Fees”
- 2) A multitude of forms can be submitted through the “SchoolEngage StudentForms” link, including (but not limited to):
 - a) Annual Demographic Confirmation Forms
 - b) A demographic update form (if, for example, you are moving)
 - c) Medical Status Update Form
 - d) Transportation Request Form
- 3) The required yearly consent agreements can be completed through the “Yearly Consent” link. This includes:
 - a) Tech Use agreement
 - b) One to One use agreement
 - c) Field Trip agreement
 - d) Locker Use Agreement

Additional Resources



The “Additional Resources” area contains a variety of more niche options usable in certain circumstances or at certain grade levels. For example:

- 1) Student Medical Plans created by the school are visible here (for students with medical conditions)
- 2) Student ISP’s and BSP’s are visible here and can be signed through this tool
- 3) Students in grade 9 and above can access MyPass through the link provided here